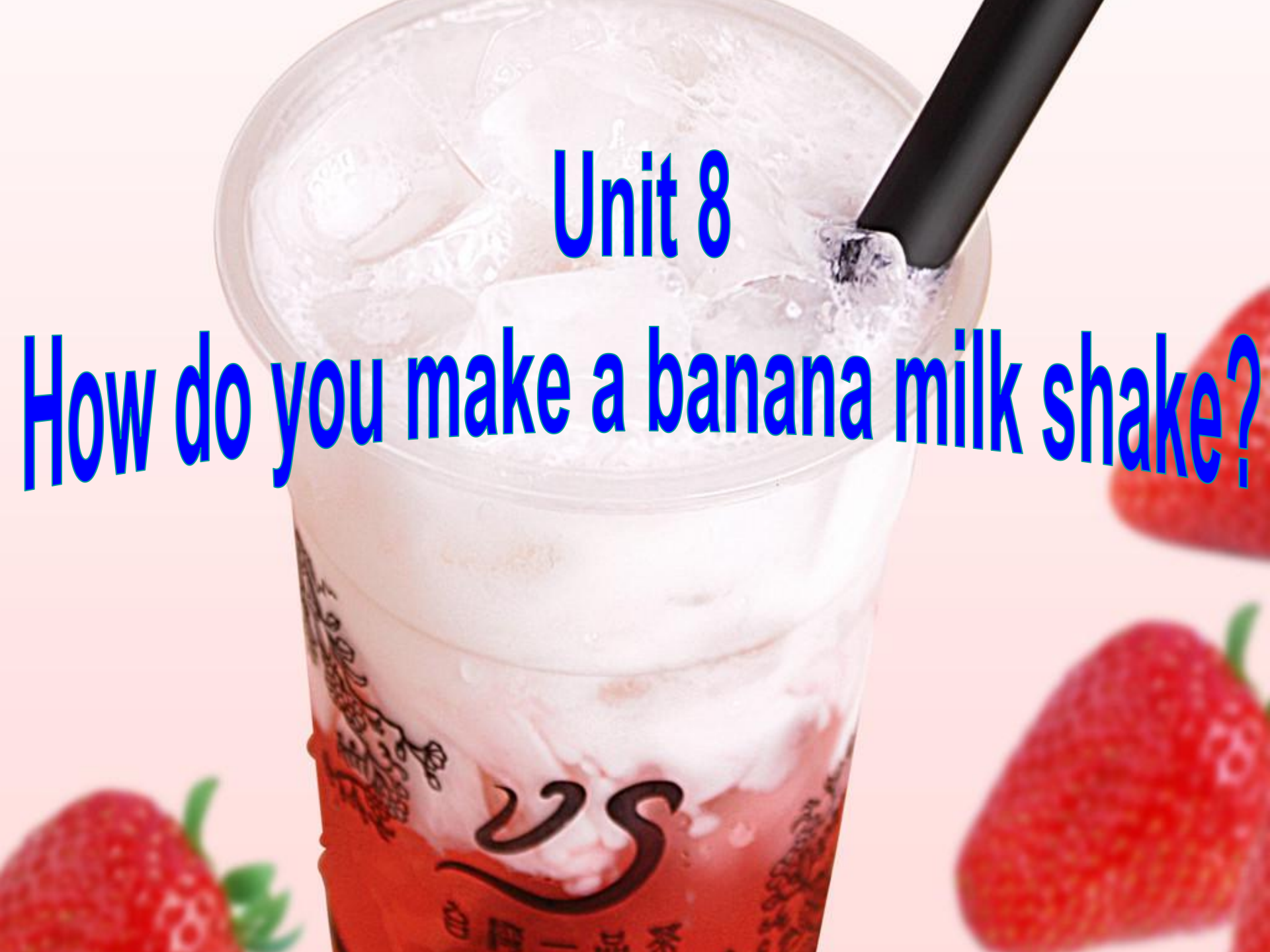


Unit 8

How do you make a banana milk shake?



A glass of yellow smoothie with a banana, lime, and strawberry in the background.

Section B 1

Section B 1

1a-2e

Revision

头脑风暴: Put the food in the correct basket.

- | | | |
|------------|--------------|----------------|
| 1. milk | 2. tomato | 3. teaspoon |
| 4. popcorn | 5. yogurt | 6. salt |
| 7. apple | 8. onion | 9. dumpling |
| 10. shake | 11. juice | 12. meat |
| 13. cup | 14. porridge | 15. watermelon |
| 16. mutton | | |



how many



how much



how many

2. tomatoes

3. teaspoons

7. apples

8. onions

9. dumplings

10. shakes

13. cups

15. watermelons



how much

1. milk

4. popcorn

5. yogurt

6. salt

11. juice

12. meat

14. porridge

16. mutton

How do you make popcorn?



First, put half a cup of corn into the popcorn machine. **Next, turn on the machine.**

Then, pour the popcorn into a bowl.

Finally, put some salt. You can eat it.

How do you plant a tree?



First, dig a hole.

Next, put the tree in the hole.

Then, put the soil back.

Finally, water the trees.

It's OK now.



Lead-in

What's your favorite food?

My favorite food is hamburger. What about you?



I like sandwiches best.



Can you make sandwiches?

Sure. I can make sandwiches.



New words



sandwich



lettuce




butter

piece *n.* 片; 块; 段

e.g. I need **a piece of** bread.

我需要一片面包。



Do you like ... in sandwiches?



butter



lettuce




bread



onion




tomato




turkey

1a

Make a list of things you like in a sandwich.



In my sandwich I like
bread, butter, tomato, lettuce, turkey
and onion





**How do you make a
sandwich?**

We need...




bread

two pieces of bread



butter

a piece of butter



turkey 火鸡肉

turkey slices 火鸡肉片

Let's make a turkey sandwich.



Take a piece of bread.



Put some lettuce **on** the bread.



*Put two teaspoons of
relish **on** the lettuce.*



Put three slices of
chicken **on** the relish.

**Put another slice of
bread on the top.**



1b

Ask and answer questions with a partner. Find out what he / she likes in a sandwich.

A: Do you like lettuce in a sandwich?

B: Yes, I do.

A: Do you like tomatoes?


B: No, I don't.



Listening

1c

Listen and **circle** the words you hear.



1d

**Listen again. Write the ingredients
in the order you hear them.**



First	butter
Next	tomatoes onion cheese
Then	lettuce
Finally	another piece of bread

Talking

1e

Tell your partner how to make your favorite sandwich.

First, put some butter on a piece of bread.

How much butter?

About one spoon.



2a

Discuss

What kind of traditional food do people eat on special holidays in China?

What do you eat on New Year's Day?

What do you eat on Dragon Boat Day?

What do you eat on Mid-Autumn Day?



New words



Thanksgiving



pepper



oven



plate



gravy

1. **traditional** *adj.* 传统的；惯例的

e.g. Dumplings are **traditional**
Chinese food.

饺子是传统的中国食物。



2. **autumn** *n.* 秋天；秋季

e.g. Leaves turn yellow in **autumn**.

秋天到，树叶变黄了。



3. **traveler** *n.* 旅行者；漂泊者；游客

构词法: travel (动词) + er → traveler (名词)

e.g. A **traveler** is asking Jack the
way to the train station.

一位旅行者正在问杰克去火
车站的路。



4. **celebrate** *v.* 庆祝；庆祝

e.g. How did you **celebrate**

Spring Festival this year?

你们今年怎样庆祝春节的？

5. **mix** *v.* 混合；融合

e.g. **Mix** the sugar with flour.

把糖和面粉搅和在一起。

6. **fill** *v.* (使) 充满; 装满

e.g. Please **fill** the bowl with water.

请把碗装满水。

7. **cover** *v.* 遮盖; 覆盖 *n.* 覆盖物; 盖子

e.g. Please **cover** the table with clothes.

请用布将桌子盖起来。

8. **sever** *v.* 接待；服务；提供

名词： **service** 服务

e.g. Mrs. Brown **serves** us with apple milk shake.

布朗夫人用苹果奶昔招待我们。

9. **temperature** *n.* 温度；气温；体温





e.g. The **temperature** is very low today.

今天气温很低。

Reading

2b

Read the article and number the pictures [1-5].



2c

Read the article again answer the following questions.

1. Where do people celebrate Thanksgiving?

In the United States.

2. When do people celebrate it?

It is always on the fourth Thursday in November.

3. Why do people celebrate it?

People celebrate it to give thanks for food in the autumn and also remember the first travelers from England who came to live in America about 400 years ago.

4. How do people celebrate it now?

**By having a big meal at home
with their family.**

**5. What is the main dish of the
Thanksgiving meal?**

Turkey.

2d

Here are the instructions for making a turkey dinner written in a different way. Put them in order. Write *First*, *Next*, *Then* and *Finally*.

_____, serve it to your friends with some vegetables.

_____, put this into the bird.

_____, cook it at a very high temperature for a long time.

_____, put everything you need together in a large bowl.

指导

1. 再综合阅读制作火鸡宴的过程，掌握制作的步骤。
2. **Put everything you need together in a long bowl.** “将所需的所有东西放进一个长碗时里”，可知这是第一步。
3. **Put this into the bird.** “将这些东西放进火鸡中”可知这是第二步。
4. **Cook it at a very high temperature for a long time.** 在高温中加热很长时间。

4. Serve it to your friends with some other food. “和其他一些食物一起来招待你的朋友们。”可知这是最后一个过程。

因此，答案为：

1. Finally 2. Next 3. Then 4. First

2e

Discussion

What do you think is the most special day in China? Answer the following questions.

- 1. When is this special day?**
- 2. What are the reasons for this special day?**

Do people give thanks for anything on this day?

Do people remember anything or anyone on this day?

3. How do most people celebrate this day?

**4. Is there any traditional food?
What are the main dishes?**

5. Can you make these dishes?

Model

1. It's Dragon Boat Day.
2. In order to remember the famous poet Qu Yuan.
3. People eat zongzi and have boat races.
4. Yes, there is. The main dishes are zongzi.
5. Yes, I can.



Homework

1. Read the passage after class.
2. 选择一个你熟悉的传统食物，
用英语描述一下它的制作过程。

A tall, slender glass filled with a vibrant yellow smoothie, topped with a thin layer of foam. A gold-colored straw is inserted into the drink. The glass sits on a white surface, and a soft shadow is cast to the right. Overlaid on the center of the image is the text 'Thank you!' in a large, bold, pink font. A second, identical text 'Thank you!' is visible in a brown color directly beneath the pink one, creating a layered effect.

Thank you!

Thank you!